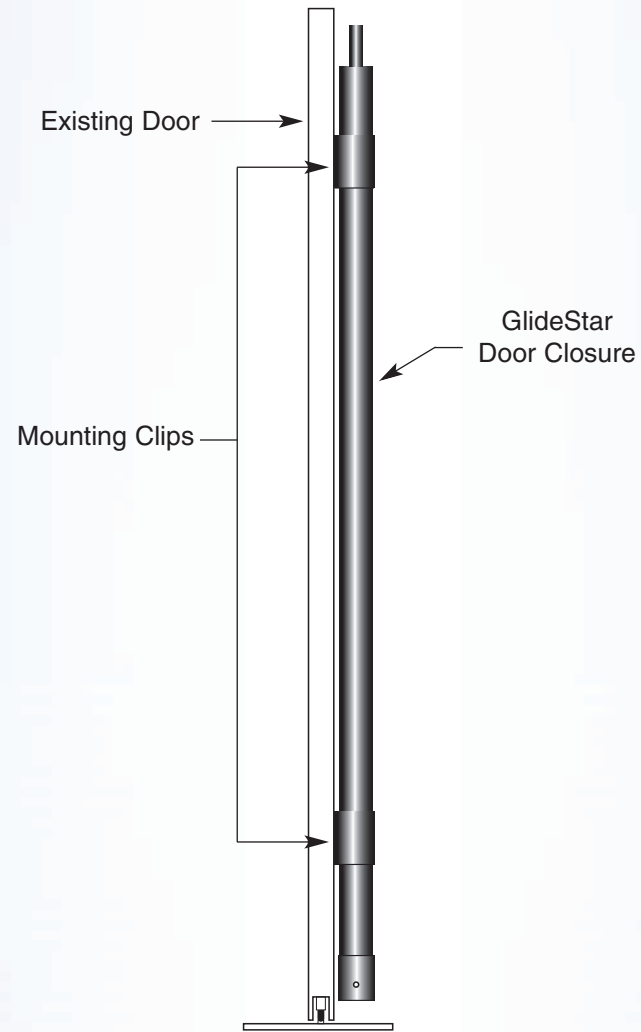


# GLIDESTAR Specifications

Made in U.S.A.

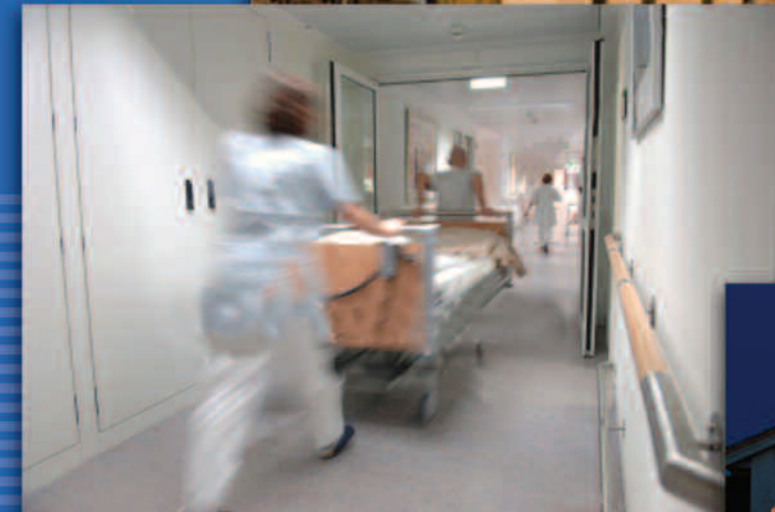


215-A Halladay Avenue West  
Suffield, CT 06078  
(800) 270-9797 • Hartford Area (860) 668-1833



## Self Closing/Self Latching Sliding Door Closures

*designed for Residential & Commercial applications including ICU trackless breakout sliding doors.*





# Self Closing/Self Latching Sliding Door Closures offer safety, savings and convenience

In 1990, the self closing/self latching Glidestar® pneumatic sliding door closure system was the first door system of its kind approved to meet USA residential pool barrier safety requirements by having sliding doors adjacent to pools close automatically. In addition to safely enclosing pools, the pneumatic sliding door system provides substantial energy savings. When a door is left opened, cooled or heated air escapes, Glidestar eliminates this problem by automatically closing the door. We also install swing door and screen closures. Since Glidestar operates mechanically with no electrical power required, it is considered a "Green" product.



Currently, our patent pending Glidestar Automatic Door Closure designed for trackless breakout sliding doors is installed on hospital ICU doors, clean room facilities, laboratories and fire doors. Our new Glidestar recessed latch handle and smaller designed latch hook installed on hospital ICU doors and other commercial applications eliminates the possibility of equipment hang-ups, when patients and/or equipment are moved through the doorways.

Glidestar® self closing/self latching door closing systems made in the USA provide safety, convenience and energy saving benefits for all applications.



## Advantages:

- Self Closing/Self Latching
- No Electrical Power Required
- Closes Doors Gently & Quietly
- Instantly Closes to Reduce Heating/Air Conditioning Costs
- Recessed Handle Prevents Hang-ups
- Inconspicuous Design Blends in with the Sliding Door Unit.
- Comes in a Variety of Colors & Finishes
- 1 Year Warranty



The slim 1.25" Glidestar's Door Closure attaches to the trailing front edge of the sliding door panel.



Concealed Door Closure - latch at 54" for child safety.

## Available Colors/Finishes:



Wood grain

White

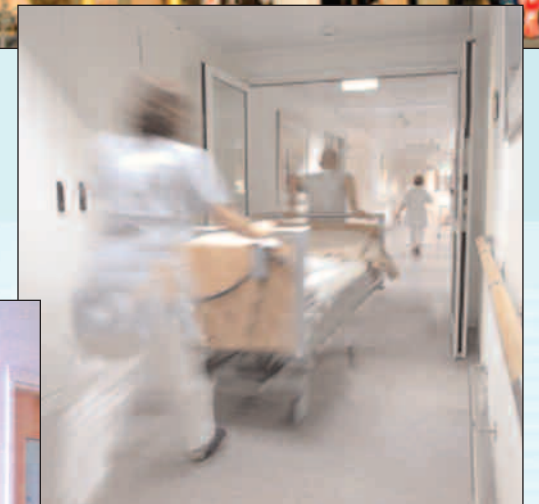
Clear Anodized

Bronze



New pivot design returns breakout door to original position without any mechanical adjustments and prevents cable damage.

Sliding door in breakout position



Recessed handle prevents patient/equipment hang-ups, when moving through doorway